



# Battery

## SafeLi

World's first Fireproof, heavy duty, high density battery, specific for marine environment



### HEAVY DUTY

Innovative battery specifically designed for heavy duty marine propulsion



### FIREPROOF

Equipped with an innovative fire inhibition system



### REMOTE DIAGNOSTIC

Remote diagnostic also available via smartphone



### LIGHT AND POWERFUL

High energy density in a compact case

### HIGH DISCHARGE

240 kW Continuous  
480 kW Peak

### FAST CHARGE

Up to 300 kW  
12 Min 20% to 80%

### HIGH DENSITY

83 kWh  
550 kg  
151 Wh/kg  
189 Wh/l

### DUAL VOLTAGE


400 VDC  
800 VDC

Nominal Voltage	400 VDC
Minimum-Maximum Voltage	320-450 VDC
Available energy	83 kWh
Standard Charge	2C
Fast Charge	4C
Standard Discharge	3C
Fast Discharge	6C
Certifications	DNV-GL
CANBUS control & monitoring	
Precharge system integrated	

BMS	Proprietary
Charge/Discharge operating temp	-20/45°C
Life cycles	>6000
Remote diagnostic	PC/Smartphone
Dimensions (LxWxH)	985 x 880 x 660 mm
Weight	550 kg
Weight (Fireproof)	645 kg
Optional isometer integration	
Interlock line safety control	
Software update & diagnostic via OTA	

# SAFELi

	Continuous Performance	Peak Performance (30sec)
Discharge	3C	6C
	624A	1248A
Charge	2C	4C
	416A	832A




## FIREPROOF

The immersive module technology is preventing from fire propagation


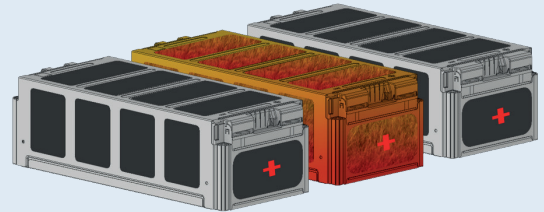
## Penetration Test

### Common Batteries



VS

### SAFELi Technology



## Common Batteries vs SAFELi Technology

In normal condition, the "Module Penetration test" causes the fire of the complete battery pack.

With the "SAFELi Immersive Technology", fire doesn't propagate to the other modules and smoke generation is limited.

### TEST TEMPERATURE

